

1949



2009



Mao Zedong



Hu Jintao

GDP

\$18 billion \$4.8 trillion

GDP per capita

\$50 \$3,263

Population

541.7m 1.3bn

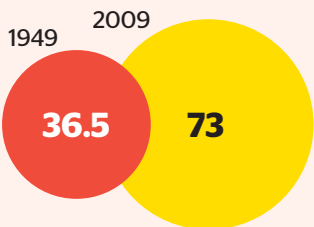
CO₂ emissions

465m tonnes 6.8bn tonnes

Oil production

120,000 tonnes 190bn tonnes

Life expectancy

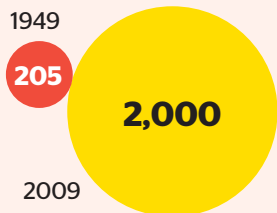


Olympic medals


1952 Helsinki: 0
2008 Beijing: 100




Universities



Infant mortality rate



Annual meat consumption



Great Famine deaths

30m

Cultural revolution deaths

1m

Deaths caused by Chairman Mao

40m to 80m

Executions

1m₁₉₄₉ 1,700₂₀₀₉



Annual bicycle production

1949 | 14,000

2009 | 90,000,000